


# My Puppy Version 2.0

## Release Notes

May 2022



**MORC Creations**



## Table of Contents

Welcome to My Kitten Version 2.0.....	3
New Functionality .....	3
Upgraded Functionality.....	6

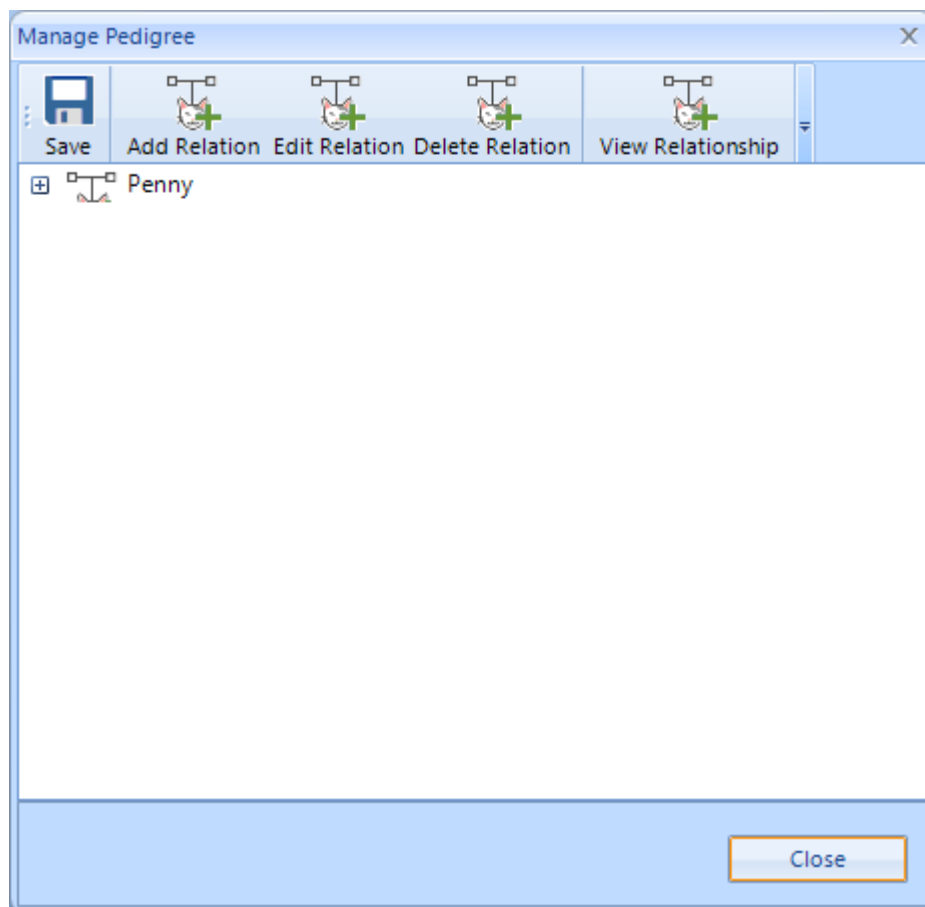
## Welcome to My Kitten Version 2.0.

This is MORC Creations second release of this product. Originally released in 2021 this product has proven to be quite popular, and we have received some good feedback on some additional new features and feature updates that have been incorporated into both this release and which will be incorporated into future releases.

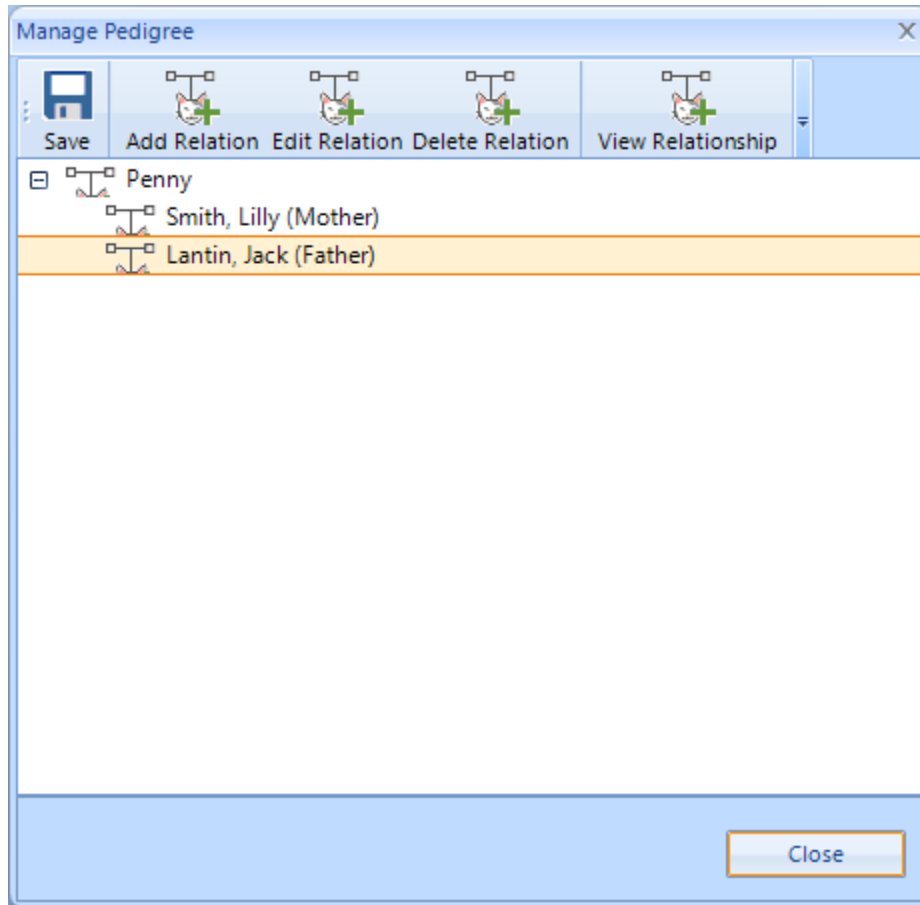
### New Functionality

The biggest change to the My Kitten product in version 2.0 has been the creation of a new breeding module, as outlined below.

- **New Breeding Module:** My Kitten Version 2.0 now has a new breeding module. This new functionality allows for the creation of a pedigree tree which shows the parentage and brothers and sisters of the current Kitten.

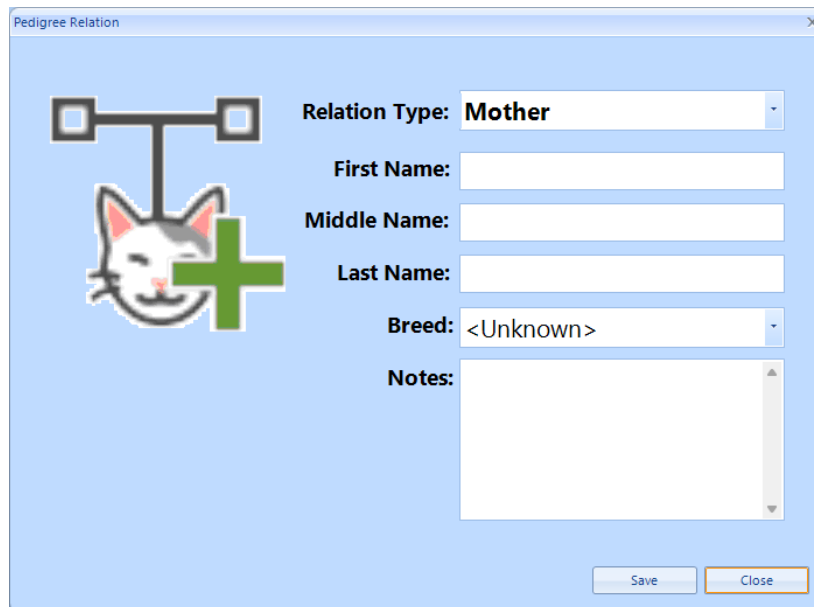


The image below shows the Pedigree Tree screen. This screen allows for the viewing, creation, editing and deletion of relations of the current Kitten (as shown at the top of the pedigree tree)



The Pedigree Relation screen shown below is used to Add and Edit individual relations. It allows for the following relations details to be entered:

- Relation Type
- First Name
- Last Name
- Middle Name
- Breed
- Any Notes the user wishes to add.



The screenshot shows a window titled "Pedigree Relation" with a close button (X) in the top right corner. On the left side, there is a pedigree symbol consisting of two squares connected by a horizontal line, with a vertical line descending from the center to a circle containing a cartoon cat's face. A large green plus sign is overlaid on the cat's face. To the right of this icon are several form fields: "Relation Type:" with a dropdown menu showing "Mother"; "First Name:" with an empty text box; "Middle Name:" with an empty text box; "Last Name:" with an empty text box; "Breed:" with a dropdown menu showing "<Unknown>"; and "Notes:" with a large empty text area and a vertical scrollbar. At the bottom right of the window are two buttons: "Save" and "Close".

## Upgraded Functionality

In addition to the new breeding module there have been a range of product upgrades, including:

- Drop Down List Boxes - The drop down list boxes have been updated so that items in the drop down list are the same size as the other screen items.
- Extended Reporting - The reporting ability within My Puppy has been extending, including additional Graphs and Charts.
- Extended Customization - My Puppy V 2.0 now has extended functionality for customizing Form Names, Field Names, Tooltips and Messages.